

## FEATURES

### Tinted Glass-Ceramic Screen

The Platinum's signature screen spreads comfort evenly across an area while emitting a soft red glow

### Ceramic Efficiency

Slow-release ceramic burners efficiently combust gas to fuel the most environmentally friendly gas-fired heating method available

### Elegantly Subtle Design

Equally at home as the stunning centerpiece or supporting from the sidelines

### Unrivaled Coverage

Projects comfort evenly across a wide range while reaching deeply into open areas

### Patented Direct Ignition

Automated direct ignition eliminates the need for a pilot, resulting in instantaneous ignition

### Sturdy Construction

Durable stainless steel structures house components of the highest quality, fueling reliable performance

### Ultimate Wind Resistance

Patented screen and ionization probe technology enables remarkable wind resistance, functioning reliably in winds of up to 18km/h or 11mph

### Ease Of Use

Smart system compatibility and automated re-ignition allows users to simply set and forget

### Versatile Mounting

Reclaim valuable floor space through fixed heating with a range of ceiling and wall mounting options

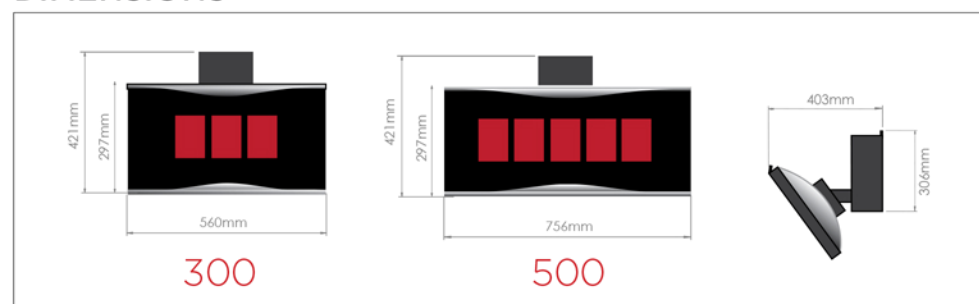
### Directional Control

Easy pivot bracket offers adjustable heat direction and coverage

### Wireless Control Capabilities

Genuine wireless control accessories allow seamless integration of remote heater control

## DIMENSIONS



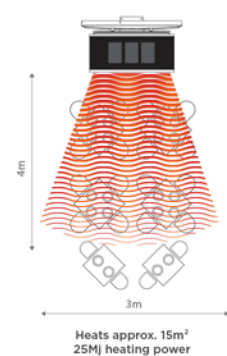
## SPECIFICATIONS

Model		300 Series	500 Series
Part no.	LPG <sup>1,2</sup>	BH0110011-1	BH0110012-1
	Natural Gas <sup>1,2</sup>	BH0110005-1	BH0110007-1
Heat Deflector part no.		BH3030001-1	BH3030002-1
Ceiling Poles		5 pole lengths to suit ceiling heights of 3.2, 3.4, 3.6, 3.8 and 4m (contact Bromic Heating for more information)	
Heat Output (on LPG and NG)		25 Mj	42 Mj
Approximate area heated (m <sup>2</sup> )		15 m <sup>2</sup>	20 m <sup>2</sup>
Gas connection		Rp 1/2" or G 1/2"	Rp 1/2" or G 1/2"
Electrical connection		220-240 V	220-240 V
Dimension (WxDxHmm)		560 x 403 x 421 mm	756 x 403 x 421 mm
Min. distance to combustible materials <sup>2</sup> (without heat deflector) <sup>2</sup> (with heat deflector) <sup>2</sup>		Side: 1100 mm	
		Above (to ceiling): 1100 mm	
		Above (to ceiling): 350 mm	
Weight (kg)		15kg	20kg

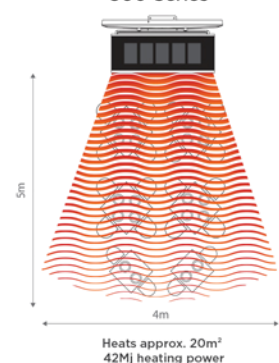
<sup>1</sup>Must only be installed by a licensed technician. Must complete "Pre-Installation Checklist" before installing. <sup>2</sup>The temperature will not exceed 65°C above the ambient temperature at specified distances. Please consult material manufacturer for temperature ratings and suitability. Bromic Heating takes no responsibility for material compliance.

## HEATING AREAS:

### 300 Series

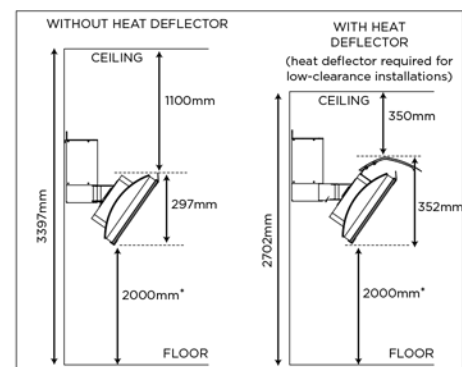


### 500 Series



\*Heat area dependent on ambient temperature and wind. Optimum conditions experienced at approx 15.5°C & in a low wind covered environment.

## MINIMUM INSTALLATION CLEARANCES WALL MOUNTING



\*Non-residential indoor 2500mm

## MINIMUM INSTALLATION CLEARANCES CEILING MOUNTING

